




Lâminas de 2 Pontas

BLADES 2 TOOTH / NAVAJA 2 PUNTAS



Referência Code/ Código	Comprimento Length/ Largo	Ø Furo Hole/ Agujero	Espessura Thickness/ Espesor
0620	300mm	1"	1,75mm
0621	300mm	20mm	1,75mm
0630	300mm	1"	2,00mm
0631	300mm	20mm	2,00mm


Referência Code/ Código	Comprimento Length/ Largo	Ø Furo Hole/ Agujero	Espessura Thickness/ Espesor
0625	320mm	1"	2,50mm
0624	320mm	20mm	2,50mm
0626 <small>LANÇAMENTO</small>	320mm	1"	3,00mm
0627 <small>LANÇAMENTO</small>	320mm	20mm	3,00mm

Referência Code/ Código	Comprimento Length/ Largo	Ø Furo Hole/ Agujero	Espessura Thickness/ Espesor
0614	330mm	1"	1,75mm
0615	330mm	20mm	1,75mm
0616	330mm	¾"	1,75mm
0714	330mm	1"	2,00mm
0715	330mm	20mm	2,00mm

Referência Code/ Código	Comprimento Length/ Largo	Ø Furo Hole/ Agujero	Espessura Thickness/ Espesor
0514	350mm	1"	1,50mm
0515	350mm	20mm	1,50mm
0730	350mm	1"	1,75mm
0731	350mm	20mm	1,75mm
0736	350mm	1"	2,00mm
0737	350mm	20mm	2,00mm
0738 <small>LANÇAMENTO</small>	350mm	1"	2,50mm
0739 <small>LANÇAMENTO</small>	350mm	20mm	2,50mm

Lâminas de 3 Pontas

BLADE 3 POINTS/ NAVAJA 3 PUNTAS



Referência Code/ Código	Ø Total	Ø Furo Hole/ Agujero	Espessura Thickness/ Espesor
0510	255mm	1"	3,00mm
0511	255mm	20mm	3,00mm

Referência Code/ Código	Ø Total	Ø Furo Hole/ Agujero	Espessura Thickness/ Espesor
0535	300mm	1"	3,80mm
0512	300mm	20mm	3,80mm

Referência Code/ Código	Ø Total	Ø Furo Hole/ Agujero	Espessura Thickness/ Espesor
0526	300mm	1"	3,50mm
0513	300mm	20mm	3,50mm

* similar Husqvarna

Referência Code/ Código	Ø Total	Ø Furo Hole/ Agujero	Espessura Thickness/ Espesor
3331	330mm	1"	3,00mm
3330	330mm	20mm	3,00mm



Lâmina 3 Pás



BLADE 3 SHOVELS/ NAVAJA 3 PALAS

Referência Code/ Código	Ø Total	Ø Furo Hole/ Agujero	Espessura Thickness/ Espesor
0530	255mm	1"	1,50mm
0531	255mm	20mm	1,50mm
0532	255mm	¾"	1,50mm



Referência Code/ Código	Ø Total	Ø Furo Hole/ Agujero	Espessura Thickness/ Espesor
4030	300mm	1"	2,00mm
4031	300mm	20mm	2,00mm

Lâmina 4 Pás



BLADE 4 SHOVELS/ NAVAJA 4 PALAS

Referência Code/ Código	Ø Total	Ø Furo Hole/ Agujero	Espessura Thickness/ Espesor
0537	255mm	1"	1,50mm
0538	255mm	20mm	1,50mm

**Lâmina
8 dentes**



BLADE 8 TOOTH/ NAVAJA 8 DIENTES

Referência Code/ Código	Ø Total	Ø Furo Hole/ Agujero	Espessura Thickness/ Espesor
0547	255mm	1"	1,50mm
0548	255mm	20mm	1,50mm

**Lâmina
60 dentes**



BLADE 60 TOOTH/ NAVAJA 60 DIENTES

Referência Code/ Código	Ø Total	Ø Furo Hole/ Agujero	Espessura Thickness/ Espesor
0780	200mm	1"	1,50mm
0781	200mm	20mm	1,50mm

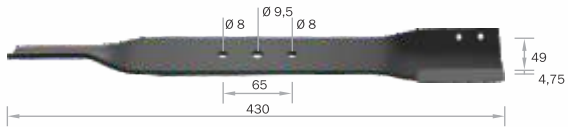
**Lâmina
80 dentes**



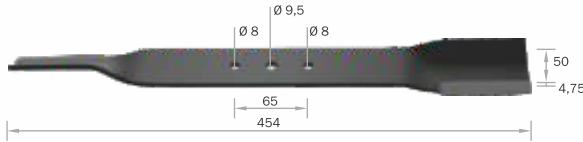
BLADE 80 TOOTH/ NAVAJA 80 DIENTES

Referência Code/ Código	Ø Total	Ø Furo Hole/ Agujero	Espessura Thickness/ Espesor
0680	255mm	1"	1,50mm
0681	255mm	20mm	1,50mm


BRANCO



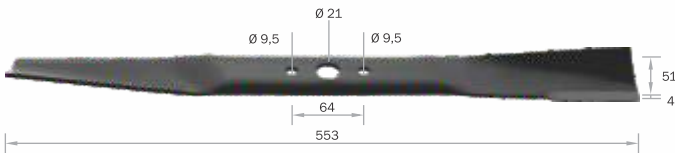
REF. 0676 - BRANCO	
APLICAÇÃO	CÓD. ORIGINAL
Cortador grama 430mm	--



REF. 0675 - BRANCO	
APLICAÇÃO	CÓD. ORIGINAL
Cortador grama 454mm	--

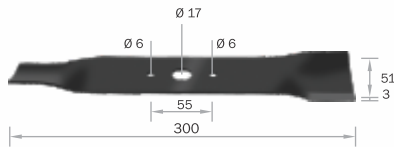


REF. 0554 - BRANCO	
APLICAÇÃO	CÓD. ORIGINAL
20" B2T.6000SL	--

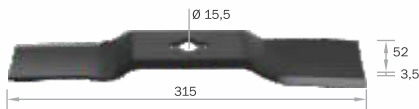


REF. 0563 - BRANCO	
APLICAÇÃO	CÓD. ORIGINAL
22" B4T.6000SL	--


BRUDDEN



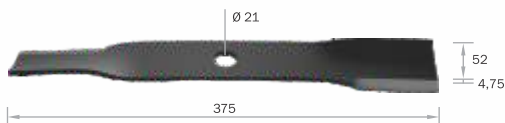
REF. 0797 - BRUDDEN	
APLICAÇÃO	CÓD. ORIGINAL
CW100 GII	9033159



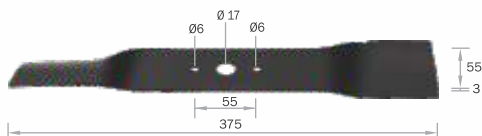
REF. 0790 - BRUDDEN	
APLICAÇÃO	CÓD. ORIGINAL
CE-100S	5003799



REF. 0791 - BRUDDEN	
APLICAÇÃO	CÓD. ORIGINAL
BE-410	--

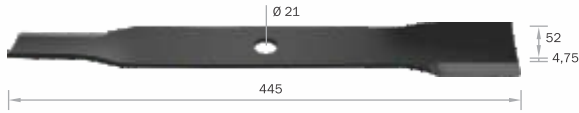


REF. 0792 - BRUDDEN	
APLICAÇÃO	CÓD. ORIGINAL
BE-415	5005150

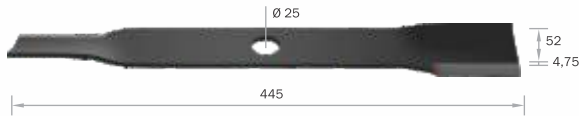


REF. 0795 - BRUDDEN	
APLICAÇÃO	CÓD. ORIGINAL
BE-415 GII	9033099

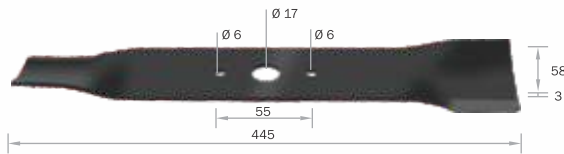
LANÇAMENTO




REF. 0793 - BRUDDEN	
APLICAÇÃO	CÓD. ORIGINAL
BE-515	5000217



REF. 0794 - BRUDDEN	
APLICAÇÃO	CÓD. ORIGINAL
BG-535	--

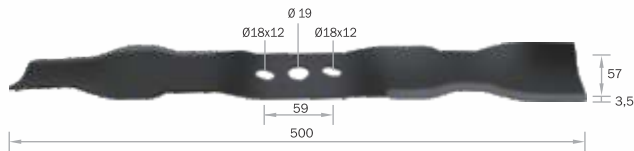


REF. 0796 - BRUDDEN	
APLICAÇÃO	CÓD. ORIGINAL
CE200 GII	9029442



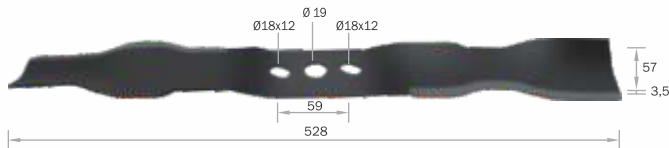
REF. 0789 - BRUDDEN	
APLICAÇÃO	CÓD. ORIGINAL
CG600S/ CG600ST/ GE600	--

BUFFALO



REF. 0645 - BUFFALO	
APLICAÇÃO	CÓD. ORIGINAL
BFG50SL	--

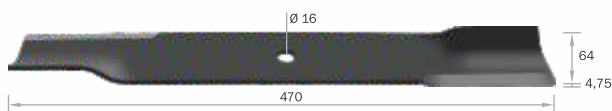
LANÇAMENTO




REF. 0646 - BUFFALO	
APLICAÇÃO	CÓD. ORIGINAL
BFG53LR/ BFGT	--

LANÇAMENTO

ECOBRAS

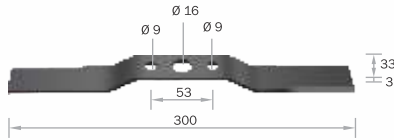


REF. 0748 - ECOBRAS	
APLICAÇÃO	CÓD. ORIGINAL
18,5"	--

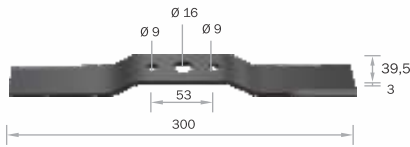


REF. 0749 - ECOBRAS	
APLICAÇÃO	CÓD. ORIGINAL
20,5"	--

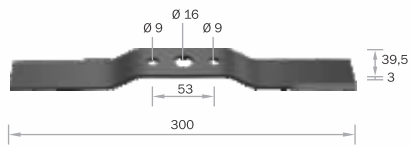
GARTHEN



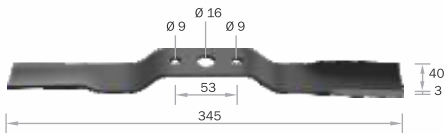
REF. 0755 - GARTHEN	
APLICAÇÃO	CÓD. ORIGINAL
Standard estreita	--



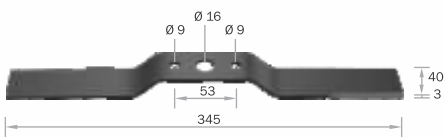
REF. 0756 - GARTHEN	
APLICAÇÃO	CÓD. ORIGINAL
Standard	--



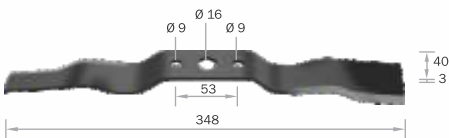
REF. 0745 - GARTHEN	
APLICAÇÃO	CÓD. ORIGINAL
Standard 3 furos	--



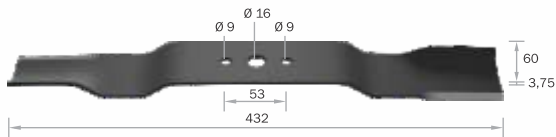
REF. 0742 - GARTHEN	
APLICAÇÃO	CÓD. ORIGINAL
Luxo/ Mundial/ Millenium c/ recolhedor	--




REF. 0743 - GARTHEN	
APLICAÇÃO	CÓD. ORIGINAL
Luxo/ Mundial/ Millenium s/ recolhedor	--



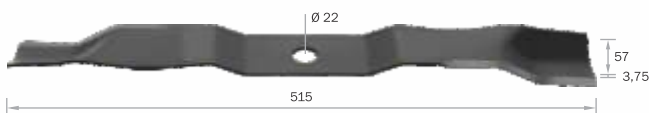
REF. 0744 - GARTHEN	
APLICAÇÃO	CÓD. ORIGINAL
Recicladora	--



REF. 0741 - GARTHEN	
APLICAÇÃO	CÓD. ORIGINAL
Pro	--



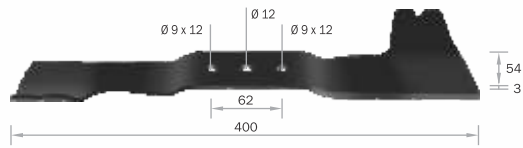
REF. 0740 - GARTHEN	
APLICAÇÃO	CÓD. ORIGINAL
Clássica/ Robusta	--



REF. 0746 - GARTHEN	
APLICAÇÃO	CÓD. ORIGINAL
Trator	--

HUSQVARNA


LANÇAMENTO




REF. 1109 - HUSQVARNA	
APLICAÇÃO	CÓD. ORIGINAL
LC140	5873863-10



REF. 0656 - HUSQVARNA	
APLICAÇÃO	CÓD. ORIGINAL
Giro Zero RZ	--




REF. 0518 - HUSQVARNA	
APLICAÇÃO	CÓD. ORIGINAL
LT112	--



REF. 0654 - HUSQVARNA	
APLICAÇÃO	CÓD. ORIGINAL
Giro Zero MZ5225ZT	538112.2079




REF. 0653 - HUSQVARNA	
APLICAÇÃO	CÓD. ORIGINAL
26 HP	--



REF. 0567 - HUSQVARNA	
APLICAÇÃO	CÓD. ORIGINAL
LT131/ LT125/ LT151/ LT1597	--



REF. 0519 - HUSQVARNA	
APLICAÇÃO	CÓD. ORIGINAL
LT131/ LT125/ LT151/ LT1597	--
WEED EATER 12,5 HP	--

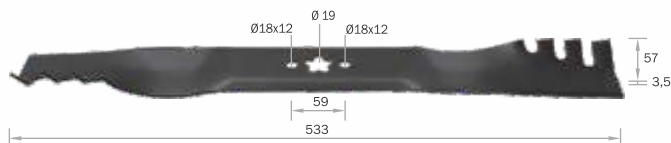


REF. 0565 - HUSQVARNA	
APLICAÇÃO	CÓD. ORIGINAL
Jet 49	--

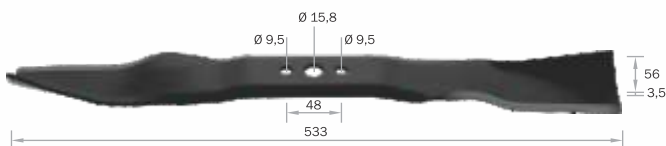


REF. 0517 - HUSQVARNA	
APLICAÇÃO	CÓD. ORIGINAL
18 HP/ 20 HP/ LTH1842	--
MURRAY 13,5/ 15,5/ 18,5HP	--
WEED EATER 16 HP	--

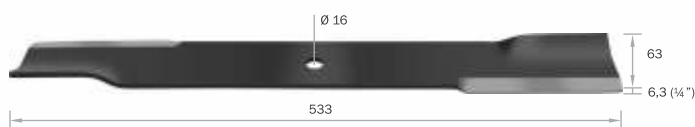
LANÇAMENTO



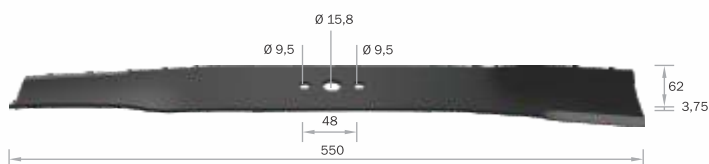
REF. 0611 - HUSQVARNA	
APLICAÇÃO	CÓD. ORIGINAL
HU725/J55L/HU550FH	9033099



REF. 0643 - HUSQVARNA	
APLICAÇÃO	CÓD. ORIGINAL
Jet - R152SV	--




REF. 0752 - HUSQVARNA	
APLICAÇÃO	CÓD. ORIGINAL
Giro Zero PZ	--




REF. 0566 - HUSQVARNA	
APLICAÇÃO	CÓD. ORIGINAL
Jet 55/ PR550N	--

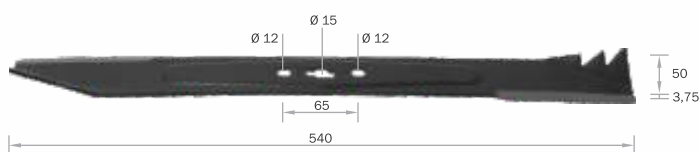
KAWASHIMA



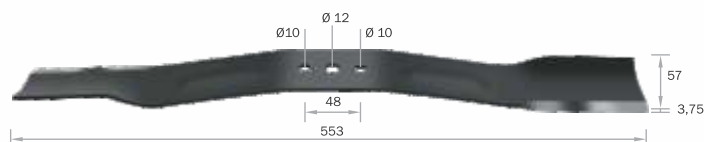
REF. 0759 - KAWASHIMA	
APLICAÇÃO	CÓD. ORIGINAL
LR180-T	--



REF. 0789 - KAWASHIMA	
APLICAÇÃO	CÓD. ORIGINAL
LR200	--



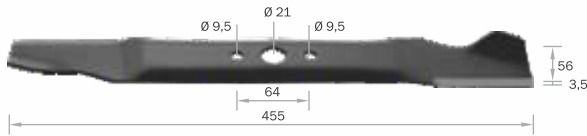
REF. 0760 - KAWASHIMA	
APLICAÇÃO	CÓD. ORIGINAL
LR200-T	--




LANÇAMENTO

REF. 0799 - KAWASHIMA	
APLICAÇÃO	CÓD. ORIGINAL
LR200-H	--
JEELING Preto	--


MTD



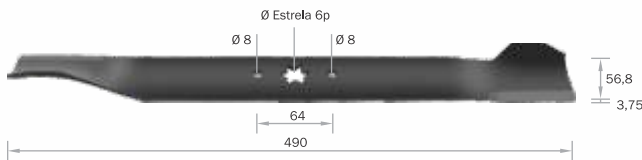
REF. 0555 - MTD		
APLICAÇÃO	CÓD. ORIGINAL	
660-A 18" (modelo antigo)	--	



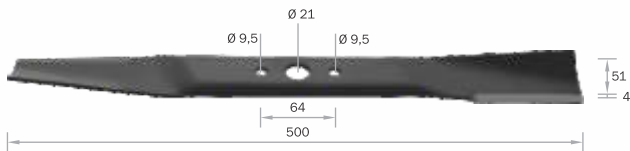
REF. 0556 - MTD		
APLICAÇÃO	CÓD. ORIGINAL	
660-A 18" (modelo novo)	--	



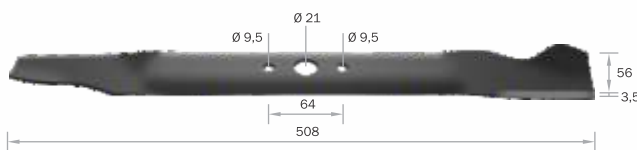
REF. 0561		
APLICAÇÃO	MODELO	CÓD. ORIGINAL
MTD	660-A 19" (novo) 12,5HP - 13,5HP	--
TOYAMA	13,5HP	--




REF. 0588		
APLICAÇÃO	MODELO	CÓD. ORIGINAL
MTD	660-A 19" 12,5HP Sem reciclador	--
TOYAMA	13,5HP s/ reciclador	--




REF. 0554 - MTD		
APLICAÇÃO	CÓD. ORIGINAL	
035B/ 050B	--	



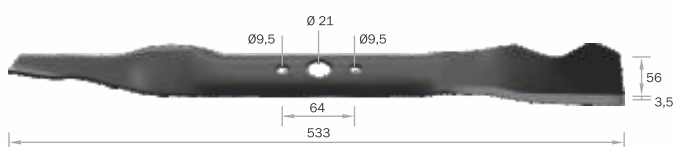
REF. 0559 - MTD		
APLICAÇÃO	CÓD. ORIGINAL	
040-A 20" (modelo antigo)	--	



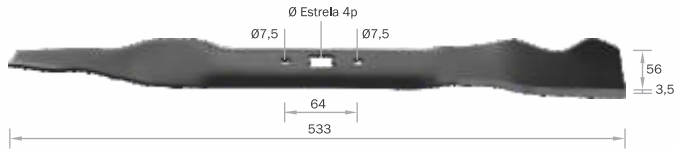
REF. 0560 - MTD		
APLICAÇÃO	CÓD. ORIGINAL	
040-A 20" (modelo novo)	--	
506-F 20" s/ reciclador	--	




REF. 0592 - MTD		
APLICAÇÃO	CÓD. ORIGINAL	
040-A 20" (modelo novo)	--	
506-F 20" c/ reciclador	--	




REF. 0557 - MTD		
APLICAÇÃO	CÓD. ORIGINAL	
478-21" c/ reciclador (mod. antigo)	--	


REF. 0558 - MTD


APLICAÇÃO	CÓD. ORIGINAL
478-21" c/ reciclador (mod. novo)	--


REF. 0562

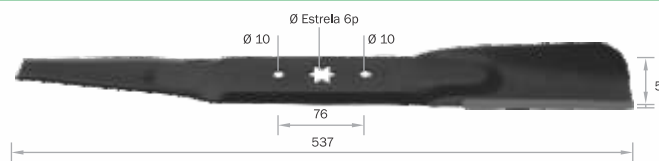
APLICAÇÃO	MODELO
MTD	660 G 21" 14,5HP- 17HP com reciclador
TOYAMA	Deck 42" 17,5HP com reciclador


REF. 0585

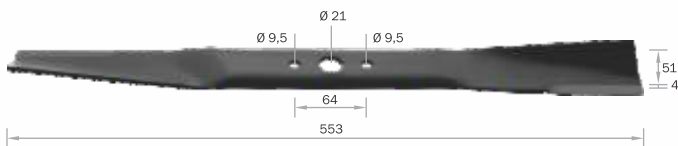
APLICAÇÃO	MODELO
MTD	660 G 21" 14,5HP/ 17HP com recolhedor
TOYAMA	Deck 42" 17,5HP com recolhedor


REF. 0586

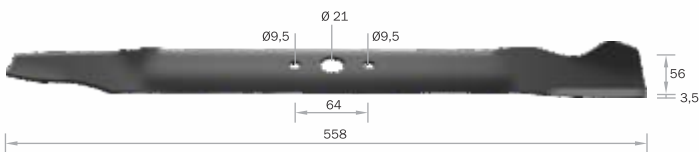
APLICAÇÃO	MODELO
MTD	660 G 21" 14,5HP/ 17HP sem recolhedor
TOYAMA	Deck 42" 17,5HP sem recolhedor


REF. 0659 - MTD

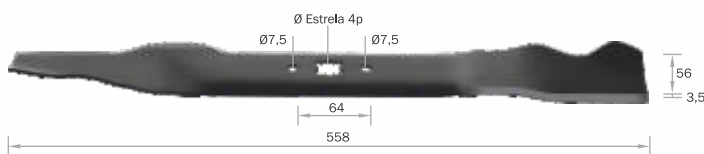
APLICAÇÃO	CÓD. ORIGINAL
17,5 HP - 20 HP	--


REF. 0563 - MTD

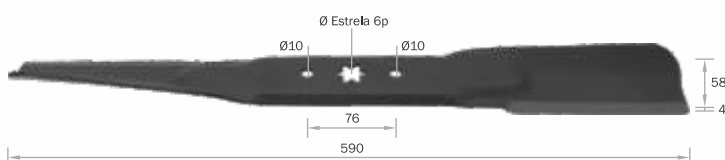
APLICAÇÃO	CÓD. ORIGINAL
Yard Machines	--


REF. 0553 - MTD

APLICAÇÃO	CÓD. ORIGINAL
040-A 22" (modelo antigo)	--


REF. 0593 - MTD

APLICAÇÃO	CÓD. ORIGINAL
506 F 22" com reciclador	--



LANÇAMENTO

REF. 0658

APLICAÇÃO	MODELO	CÓD. ORIGINAL
MTD	20 HP - 22 HP	--
TOYAMA	20 HP - 22 HP	--

MURRAY



REF. 0640 - MURRAY	
APLICAÇÃO	CÓD. ORIGINAL
21/ 24 HP	--



REF. 0653 - MURRAY	
APLICAÇÃO	CÓD. ORIGINAL
26 HP/ TRAPP	--

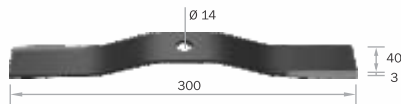


REF. 0517 - MURRAY	
APLICAÇÃO	CÓD. ORIGINAL
13,5/ 15,5/ 18,5 HP	--

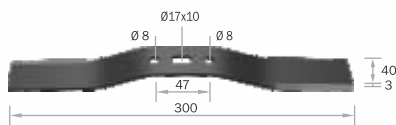


REF. 0540 - MURRAY	
APLICAÇÃO	CÓD. ORIGINAL
13,5/ 15,5/ 18,5 HP s/ recolhedor	--

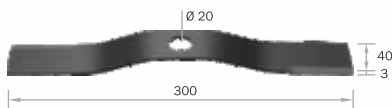
TRAPP



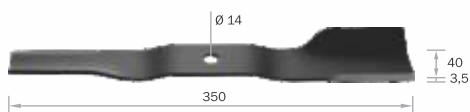
REF. 0579 - TRAPP	
APLICAÇÃO	CÓD. ORIGINAL
MC-20L/ MC-30L/ TS-30	4111-139



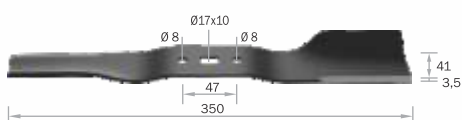
REF. 0580 - TRAPP	
APLICAÇÃO	CÓD. ORIGINAL
MC-30S	2111-122



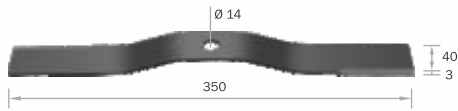
REF. 0582 - TRAPP	
APLICAÇÃO	CÓD. ORIGINAL
LN-300	--



REF. 0575 - TRAPP	
APLICAÇÃO	CÓD. ORIGINAL
MC-40L/ SL-350	4111-108

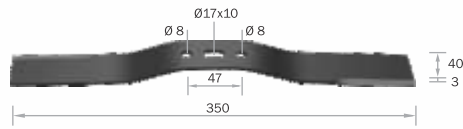


REF. 0576 - TRAPP	
APLICAÇÃO	CÓD. ORIGINAL
MG-350G/ MC-40R	2111-124



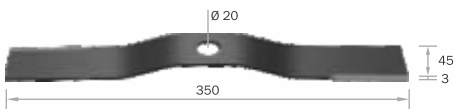
REF. 0577 - TRAPP

APLICAÇÃO	CÓD. ORIGINAL
MC-35L	4111-107




REF. 0578 - TRAPP

APLICAÇÃO	CÓD. ORIGINAL
MC-35S	2111-123



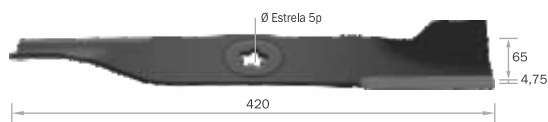
REF. 0581 - TRAPP

APLICAÇÃO	CÓD. ORIGINAL
LN-350	2111-143



REF. 0583 - TRAPP

APLICAÇÃO	CÓD. ORIGINAL
LN-400	2111-144



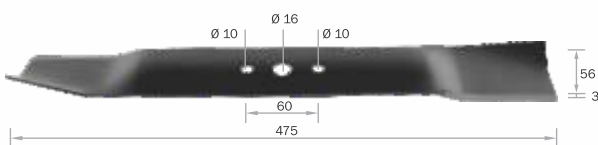
REF. 0640 - TRAPP

APLICAÇÃO	CÓD. ORIGINAL
21/ 24 HP	--



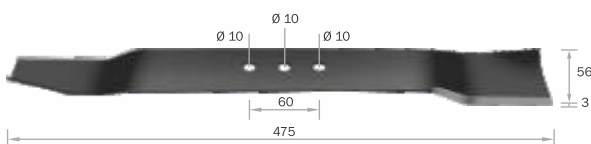
REF. 0653 - TRAPP

APLICAÇÃO	CÓD. ORIGINAL
Trator 26HP	1113480




REF. 0573 - TRAPP

APLICAÇÃO	CÓD. ORIGINAL
MC50E/ MC60E/ RM70E/ RM80E (modelo antigo)	--



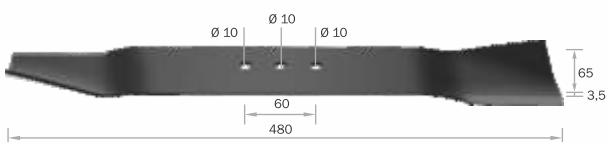
REF. 0758 - TRAPP

APLICAÇÃO	CÓD. ORIGINAL
MC50E/ MC60E/ RM70E/ RM80E/ MC500G/ RM70E/ WM50G / MG600	2111-527



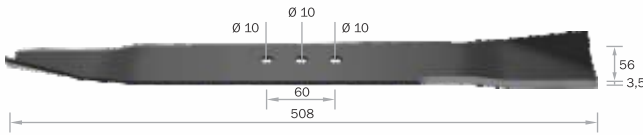
REF. 0570 - TRAPP

APLICAÇÃO	CÓD. ORIGINAL
MC-50/ MC-80 s/ recolhedor	2111-113




REF. 0571 - TRAPP

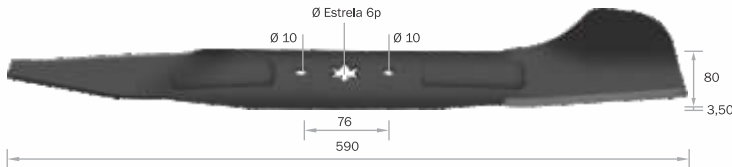
APLICAÇÃO	CÓD. ORIGINAL
MC-50/ MC-80 c/ recolhedor	2111-114



REF. 0572 - TRAPP	
APLICAÇÃO	CÓD. ORIGINAL
MB-51E/ JT-55C/ WT-65S	2110-144

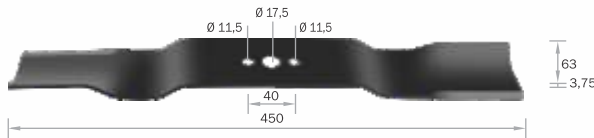


REF. 0659 - TRAPP	
APLICAÇÃO	CÓD. ORIGINAL
Trator 17,5HP/ 20HP	942-04308

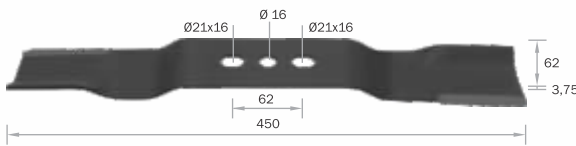


REF. 0688 - TRAPP	
APLICAÇÃO	CÓD. ORIGINAL
Trator 22HP	942-04290

TRAMONTINA




REF. 0700 - TRAMONTINA	
APLICAÇÃO	CÓD. ORIGINAL
4HP	--




REF. 0762 - TRAMONTINA	
APLICAÇÃO	CÓD. ORIGINAL
CE45	78795/800


LANÇAMENTO



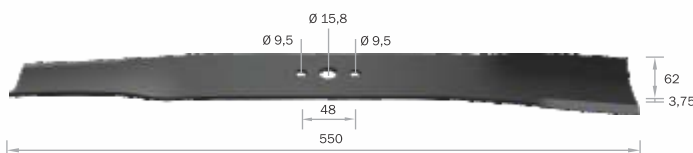
REF. 0761 - TRAMONTINA	
APLICAÇÃO	CÓD. ORIGINAL
Giro Zero	--



REF. 0565 - TRAMONTINA	
APLICAÇÃO	CÓD. ORIGINAL
6 HP/ C50C/ CC50M/ D100/ Trator Trotter	--




REF. 0558 - TRAMONTINA	
APLICAÇÃO	CÓD. ORIGINAL
21"	--




REF. 0566 - TRAMONTINA	
APLICAÇÃO	CÓD. ORIGINAL
550mm	--

SNAPPER



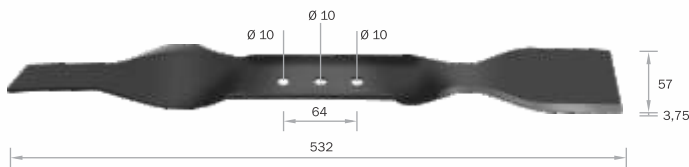
REF. 0751 - SNAPPER

APLICAÇÃO	CÓD. ORIGINAL
FERRIS 48"	--



REF. 0752 - SNAPPER

APLICAÇÃO	CÓD. ORIGINAL
FERRIS 61"	--



REF. 0754 - SNAPPER

APLICAÇÃO	CÓD. ORIGINAL
BRUTE 21"	--

WEED EATER



REF. 0519 - WEED EATER

APLICAÇÃO	CÓD. ORIGINAL
12,5HP	--



REF. 0517 - WEED EATER


APLICAÇÃO	CÓD. ORIGINAL
16,5HP	--



REF. 0540 - WEED EATER

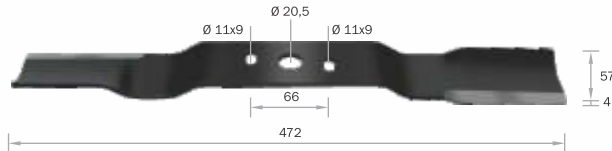
APLICAÇÃO	CÓD. ORIGINAL
16,5HP s/ recolhedor	--

DIVERSOS



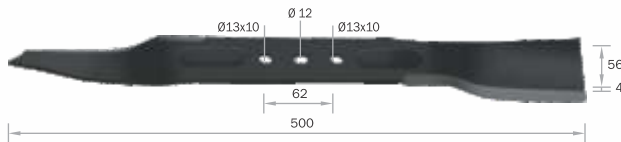
REF. 0568

APLICAÇÃO	CÓD. ORIGINAL
Cortador de grama flutuante	--



REF. 0757 - CRAFTSMAN


APLICAÇÃO	CÓD. ORIGINAL
26HP	--



LANÇAMENTO

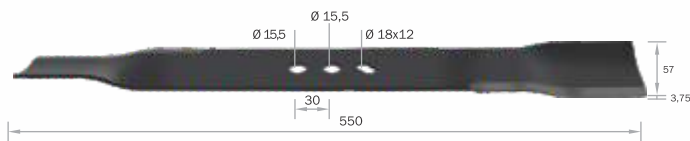
REF. 0777 - MATSUYAMA

APLICAÇÃO	CÓD. ORIGINAL
500mm	--



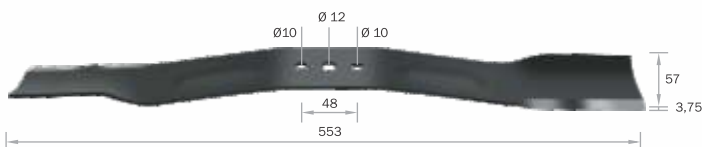
REF. 0564 - POULAN PRO

APLICAÇÃO	CÓD. ORIGINAL
Recicladora 21"	--



REF. 0798 - JEELING

APLICAÇÃO	CÓD. ORIGINAL
VERMELHO	--



REF. 0799 - JEELING

APLICAÇÃO	CÓD. ORIGINAL
PRETO	--



REF. 0657 - CRAFTSMAN

APLICAÇÃO	CÓD. ORIGINAL
575mm	--



Fio de Nylon - Bobinas 2 kg

Ref.	Espessura Thickness/ Espesor	Metragem Length/ Longitud	Tipo Type/ Tipo
5016	1,6mm	830m	○
5018	1,8mm	690m	○
5020	2mm	550m	○
5024	2,4mm	380m	○
5026	2,6mm	325m	○
6026	2,6x2,6mm	250m	□
5030	3mm	245m	○
6030	3x3mm	190m	□



Limitador de altura

Ref.	Furo Hole/ Agujero	Aplicação Application/ Aplicación
4809	9mm	Diversos Several/ Varios
4811	11mm	Echo/ Efco
4813	13mm	Stihl FS 33/ 44/ 85/ 86/ 106/ 108/ FR220
4816	16mm	Stihl FS 160/ 220/ 280

Carretel Polymatic

Trimmer Head/ Cabezal Manual



Ref.	Aplicação Application/ Aplicación	Rosca Screw/ Tornillo
3120	Stihl FS 33-44-85-86-106-108-FR220 McCulloch Promac3	10x1 FLH
3125	Stihl FS 160-220-280 Shibaura SD 35-41-45-57	12x1,5 FLH
3130	Echo SRM302-385-2300-2305-3550-3605-4000 Husqvarna R-RB-225-232-322-323-241R-226R Honda UMK 422-431-435 (4 tempos) Garthen BG330-430 Nakashi/ Mitsubishi L43-33-52 - VX440-540 - VS400-VRX440 Oleomac PR100 elétrica - 750-746-755 (modelo novo) Shibaura SD23-26-35 Tekna RL260-330	10x1,25 FLH
3135	Husqvarna 142RB-142R-240-263R-143RII-132-235- 245-343-133R-143-236 Echo SRM4600-5800 Toyama 26-33-43	12x1,75 FLH
3140	Marunaka-Kawasaki 48CC Shindaiwa C35-C350-B45-F18	10x1,25 MLH
3145	Shindaiwa T20-C25-C230	7x1 MLH
3150	Efco JET400-460-8405 Garthen CG420 Honda UMK26B-35B Nakashi/ Mitsubishi L26 Oleomac 720-726-740-750-745-746-755 (modelo velho) Shindaiwa BP35-C270 Stark 25-251C-37-44-42BP Stihl FS96 Tanaka TBC250 Tekna RL430-RLD330 Trapp Master 1000 Toyama ProfP	8x1,25 MLH